

Table of Contents

	Page
Introduction	2
Methodology	3
Findings	4
Table 1: Surveys Received and Total Apprentices.....	4
Table 2: Apprentices by Gender.....	4
Table 3: Apprentices by Race and Ethnicity.....	5
Table 4: Apprentices by National Origin.....	6
Table 5: Apprenticeship Programs: Union or Non-Union.....	7
Table 6: Apprentices: Union or Nonunion.....	7
Table 7: Apprenticeship Programs by Trade.....	8
Table 8: Apprentices by Trade.....	9
Table 9: Apprenticeship Programs by Length.....	10

Introduction

The State Construction Minority and Female Building Trades Act (30 ILCS 577), created by Public Act 96-0037, requires the Illinois Department of Labor (Department) to collect data regarding the race, gender, ethnicity and national origin of apprentices in the construction industry throughout Illinois. In addition, the Department is responsible for publishing and posting on its website an annual report summarizing its findings. Public Act 99-584 added penalties for apprenticeship programs that do not comply with the Act. Public Act 100-797 changed the official publication date from March 1 to March 31 of each year.

The 2019 State Construction Minority and Female Building Trades Report, the Department's 11th annual report, provides a compilation and summary of data submitted to the Department by building trades apprenticeship programs in Illinois for calendar year 2019. As reflected in the 2019 report, there were responses from 890 construction contractors and different apprenticeship programs in Illinois that prepare individuals for employment in the building trades. These programs vary in length from three months to six years. The Department's administrative rules outlining the procedures for submission of demographic information can be found at the following link:

<http://www.ilga.gov/commission/jcar/admincode/056/05600270sections.html>

Methodology

For the 2019 State Construction Minority and Female Building Trades annual report, the Department e-mailed a reminder to all of the construction apprenticeship programs that participated in the survey in 2018. In addition, we communicated with many businesses, associations, and labor groups to remind them about filling out a survey. This resulted in a large increase in responses from 2018 to 2019. Programs confirmed as no longer in existence and duplicate programs were removed from the survey population upon notification from program coordinators.

The Department collected the following demographic information:

1. Race and Ethnicity: American Indian or Alaska Native, Asian, Black or African American, Hispanic or Latino, White, Native Hawaiian or other Pacific Islander, or Unknown;
2. Gender: Male or Female; and
3. National Origin (country of birth): United States of America, Other, or Unknown

The Department also collected data on union affiliation, length of apprenticeship program, and apprenticeship trade.

Table 1 – Surveys Received and Total Apprentices

Responses	2015	2016	2017	2018	2019
Surveys Received	188	188	123	160	890
Total Number of Apprentices Reported	11,679	13,902	10,554	13,780	35,592

Table 2 – Apprentices by Gender

Gender	Percentage	Totals
Female	4%	1,407
Male	96%	33,736

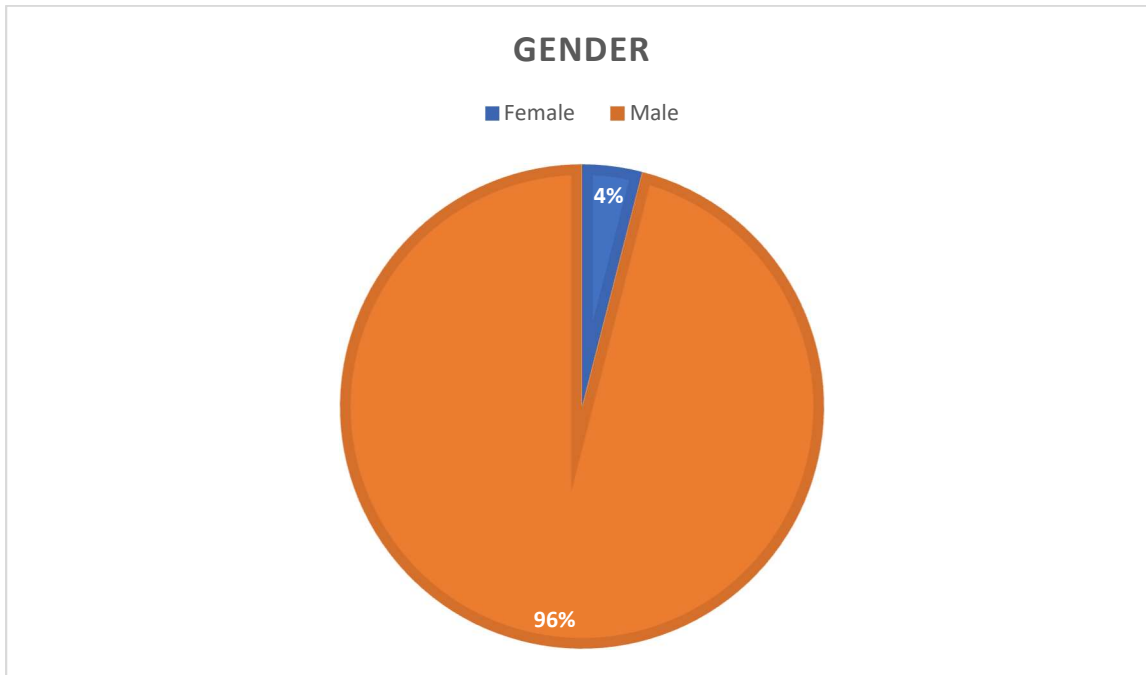


Table 3 Apprentices by Race and Ethnicity

Race & Ethnicity	Percentage	Totals
White	70%	24,863
Hispanic or Latino	18%	6,234
African American or Black	9%	3,141
Unknown	3%	893
Asian	1%	176
American Indian or Native Alaskan	<1%	147
Native Hawaiian	<1%	73

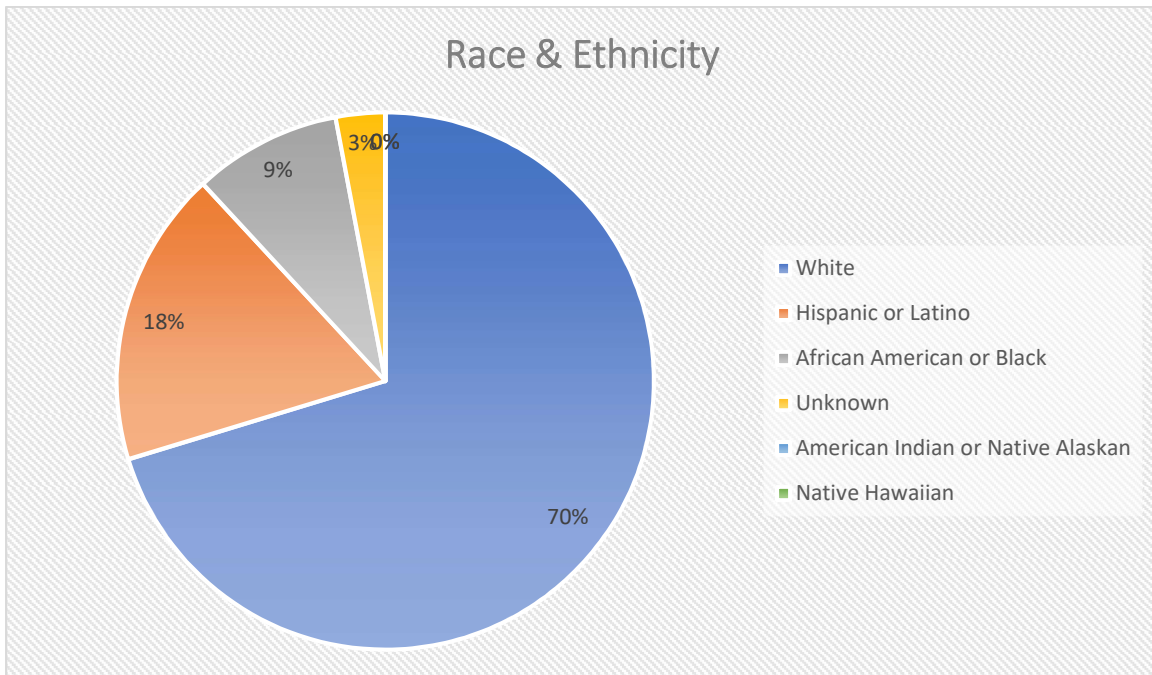


Table 4 – Apprentices by National Origin

National Origin	Percentage	Totals
USA	68%	23,954
Unknown Origin	15%	5,172
Other Origin	2%	598

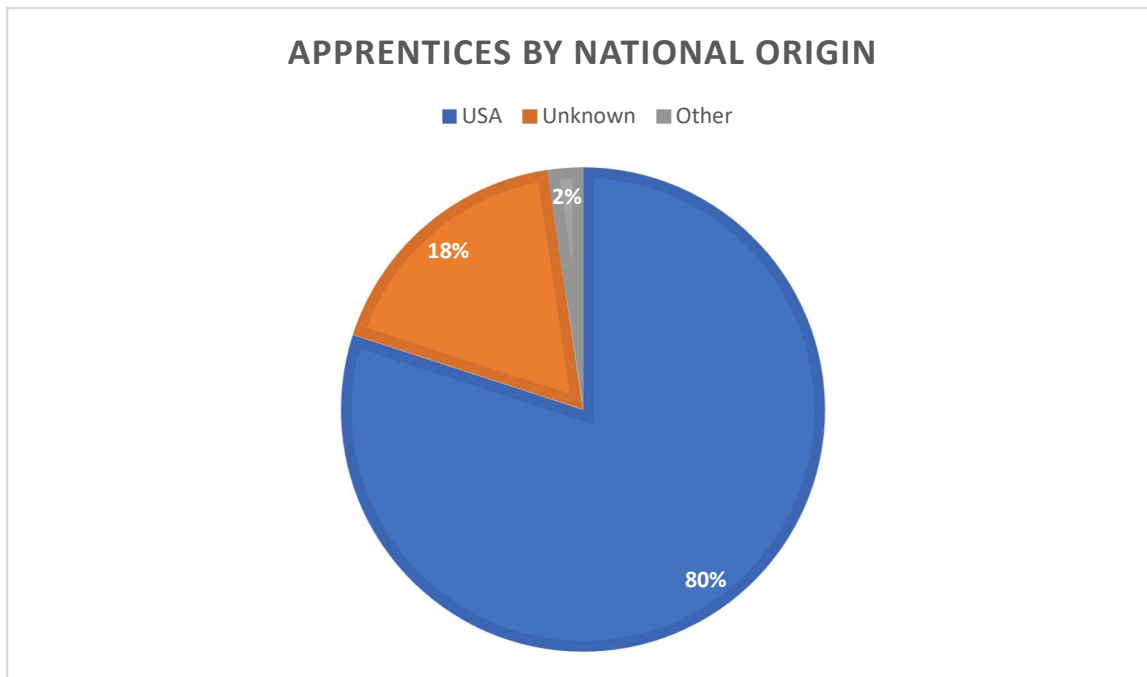


Table 5 – Apprenticeship Programs: Union or Non-union

Programs by Union Status	Percentage	Totals
Union	71%	626
Non-union	29%	259

Table 6 – Apprentices: Union or Non-union

Apprentices by Union Status	Percentage	Totals
Union	95%	33,479
Non-union	5%	1661

Table 7 – Apprenticeship Programs by Trade

Programs by Trade	Responses
Boilermaker	10
Bricklayer	17
Carpenter	100
Cement Mason	25
Construction & Building Inspector	7
Construction Surveyor	2
Drywall Finisher/Taper	9
Earth Tillers	2
Electrical Power Lineman	18
Electrician	131
Elevator Constructor	7
Glazier	10
Heat & Frost Insulator	6
HVAC	23
Iron Worker	31
Laborer	61
Landscaper	8
Mobile Heavy Equipment Mechanic	4
Multiple	32
Operating Engineer	79
Painter	39
Pavement Striper	2
Plasterer	10
Plumber/Pipefitter	153
Riggers	3
Roofer	21
Sheet Metal	39
Sprinklerfitter	11
Traffic Safety Worker	4
Truck Driver	15
Tuckpointer	7

Table 8 – Apprentices by Trade

Trade	Apprentices
Boilermaker	535
Bricklayer	26
Carpenter	6,342
Cement Mason	417
Construction & Building Inspector	106
Construction Surveyor	32
Drywall Finisher/Taper	90
Earth Tillers	48
Electrical Power Lineman	436
Electrician	7,902
Elevator Constructor	828
Glazier	302
Heat & Frost Insulator	369
HVAC	24
Iron Worker	1,292
Laborer	1,648
Landscaper	11
Mobile Heavy Equipment Mechanic	264
Multiple	2,903
Operating Engineer	1,829
Painter	702
Pavement Striper	1
Plasterer	100
Plumber/Pipefitter	5,141
Riggers	35
Roofer	1,466
Sheet Metal	1,784
Sprinklerfitter	42
Traffic Safety Worker	8
Truck Driver	18
Tuckpointer	469

Table 9 – Apprenticeship Programs by Length

Length	Months
Shortest Program	3
Average Program Length	43
Longest Program	72